

Ordering Numbers

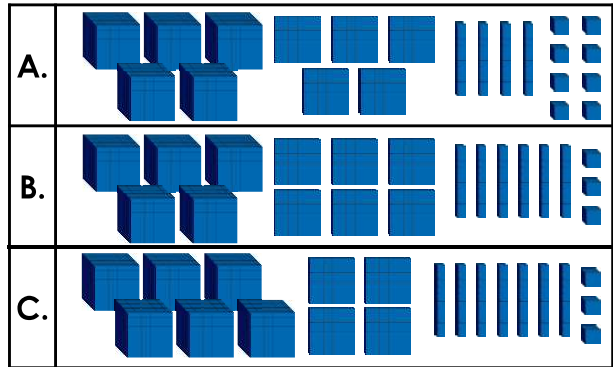
Ordering Numbers

1a. Record the value of the numbers in the chart and then place them in descending order.



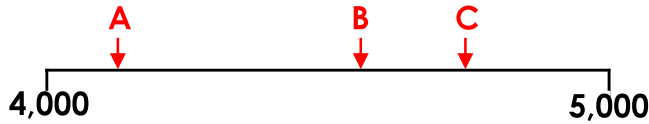
VF

1b. Record the value of the numbers in the chart and then place them in ascending order.



VF

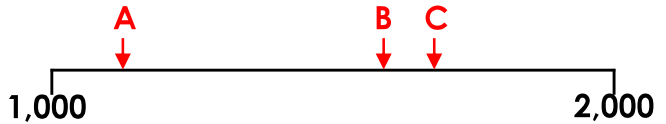
2a. Match each number to a letter on the number line.



4,163 4,759 4,579

VF

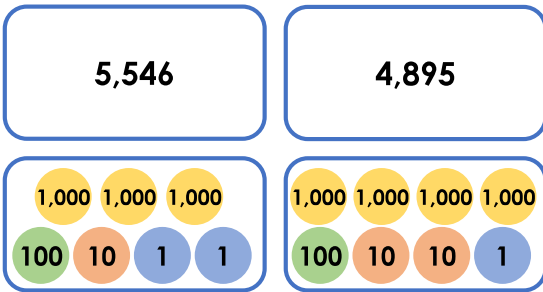
2b. Match each number to a letter on the number line.



1,712 1,621 1,279

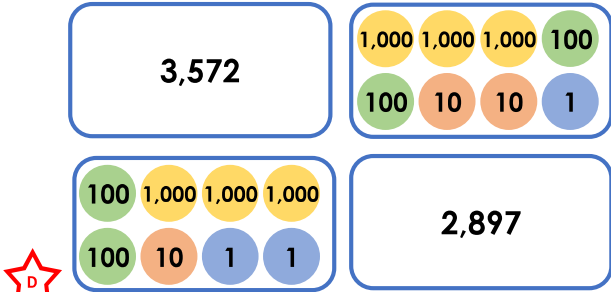
VF

3a. Place these numbers in ascending order.



VF

3b. Place these numbers in descending order.



VF

4a. Tick the sequences of numbers that have been placed in ascending order correctly.

A.	1,326	2,489	2,499	2,519	
B.	3,562	3,689	4,326	4,349	
C.	6,672	6,789	7,224	7,189	
D.	5,786	6,461	6,452	6,566	



VF

4b. Tick the sequences of numbers that have been placed in descending order correctly.

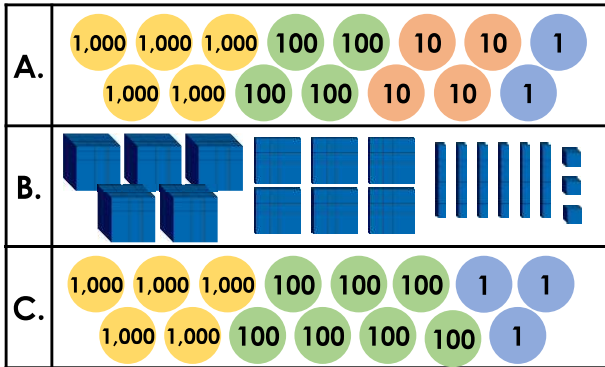
A.	9,863	8,764	8,641	7,543	
B.	7,562	6,436	6,541	5,631	
C.	5,431	4,536	3,298	3,287	
D.	6,452	6,389	5,689	5,767	



VF

Ordering Numbers

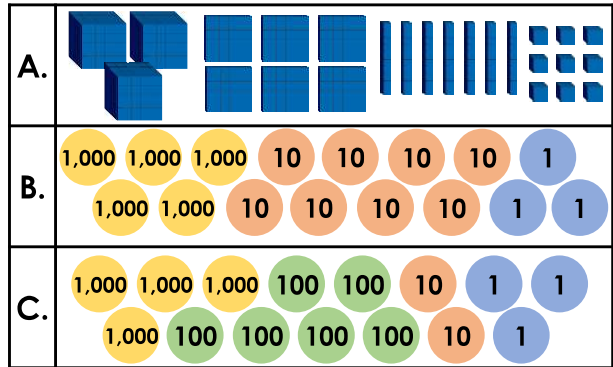
5a. Record the value of the numbers in the chart and then place them in descending order.



VF

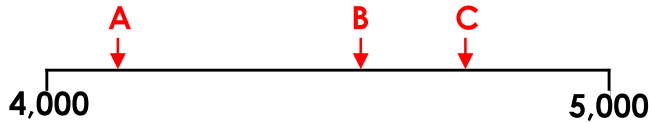
Ordering Numbers

5b. Record the value of the numbers in the chart and then place them in ascending order.



VF

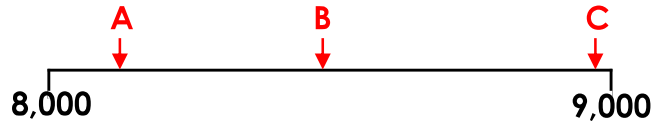
6a. Match each number to a letter on the number line.



4,103 4,790 4,551

VF

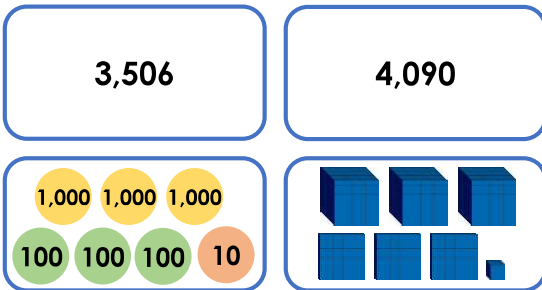
6b. Match each number to a letter on the number line.



8,203 8,480 8,901

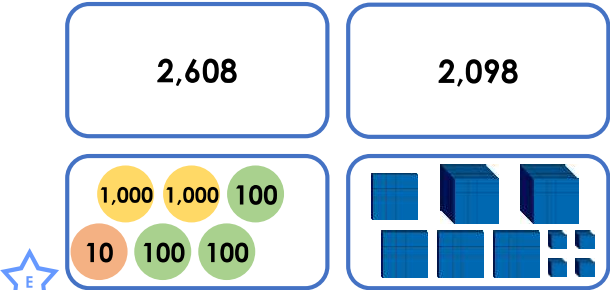
VF

7a. Place these numbers in ascending order.



VF

7b. Place these numbers in descending order.



VF

8a. Tick the sequences of numbers that have been placed in ascending order correctly.

A.	1,326	1,389	1,409	1,519	
B.	3,502	3,589	4,306	4,249	
C.	6,672	6,709	7,224	7,249	
D.	5,006	5,061	5,452	5,066	



VF

8b. Tick the sequences of numbers that have been placed in descending order correctly.

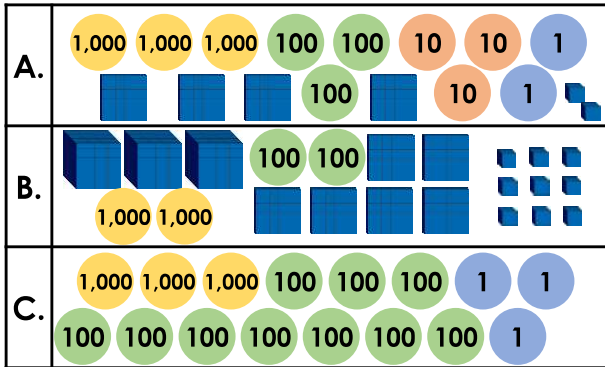
A.	5,306	5,089	4,490	4,904	
B.	3,562	3,652	3,326	3,249	
C.	6,672	6,089	5,842	5,824	
D.	8,786	8,687	8,452	8,306	



VF

Ordering Numbers

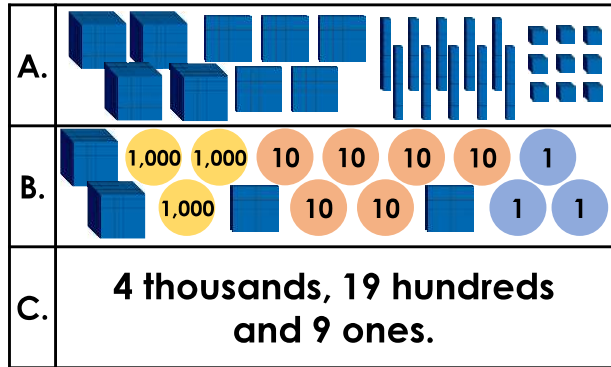
9a. Record the value of the numbers in the chart and then place them in descending order.



VF

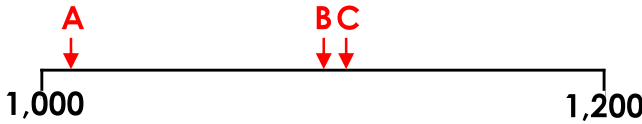
Ordering Numbers

9b. Record the value of the numbers in the chart and then place them in ascending order.



VF

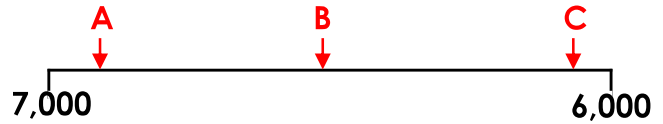
10a. Match each number to a letter on the number line.



1,011 1,110 1,100

VF

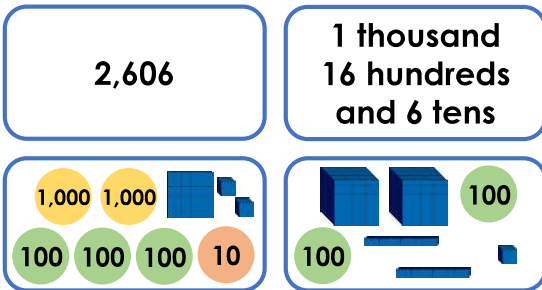
10b. Match each number to a letter on the number line.



6,668 6,068 6,868

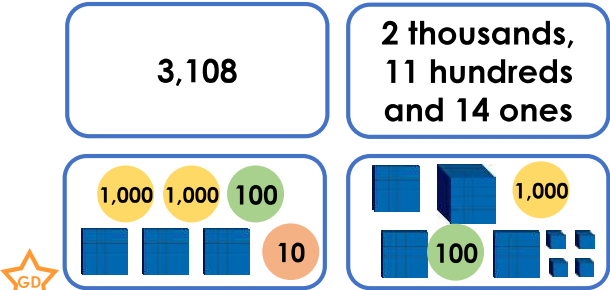
VF

11a. Place these numbers in ascending order.



VF

11b. Place these numbers in descending order.



VF

12a. Tick the sequences of numbers that have been placed in ascending order correctly.

A.	2,002	2,022	2,200	2,202	
B.	3,533	3,553	5,353	5,333	
C.	1,112	1,122	1,212	1,222	
D.	2,003	2,030	2,302	2,032	



VF

12b. Tick the sequences of numbers that have been placed in descending order correctly.

A.	2,322	2,332	2,223	2,222	
B.	1,111	1,110	1,011	1,010	
C.	1,332	1,323	1,233	1,223	
D.	4,446	4,406	4,464	4,404	



VF