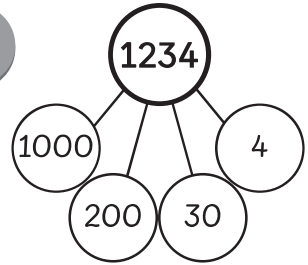


Name: _____ Class: _____ Date: _____

Worksheet 4

Using Place Value

1 Some number discs are shown. Sam writes the number this way:

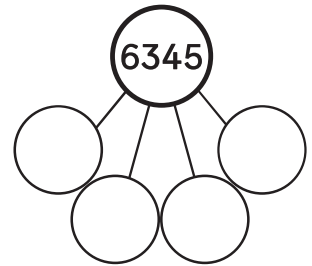



thousands	hundreds	tens	ones
1	2	3	4

$$1234 = \boxed{1} \text{ thousand } \boxed{2} \text{ hundreds } \boxed{3} \text{ tens } \boxed{4} \text{ ones}$$

$$1234 = \boxed{1000} + \boxed{200} + \boxed{30} + \boxed{4}$$

Use Sam's method to fill in the blanks.



thousands	hundreds	tens	ones

$$6345 = \boxed{} \text{ thousands } \boxed{} \text{ hundreds } \boxed{} \text{ tens } \boxed{} \text{ ones}$$

$$6345 = \boxed{} + \boxed{} + \boxed{} + \boxed{}$$

2 Fill in the blanks.

(a)

4298

The digit is in the thousands place.

The digit is in the hundreds place.

The digit is in the tens place.

The digit is in the ones place.

(b)

9617

The digit 1 is in the place.

The digit 9 is in the place.

The digit 7 stands for .

The digit 9 stands for .

(c)

3801

The digit 8 is in the place.

The digit 0 is in the place.

The digit 8 stands for .

The digit 3 stands for .